

# OMV at a Glance

OMV produces and markets oil and gas, innovative energy, and high-end petrochemical solutions – in a responsible way.

OMV has a balanced international Upstream portfolio, while its Downstream businesses feature European and Middle Eastern footprints. In 2019, Group sales amounted to EUR 23 bn. With a year-end market capitalization of around EUR 16.4 bn, OMV is one of Austria's largest listed industrial companies. The majority of OMV's roughly 20,000 employees work at its integrated European sites.

## Our foundation

To support OMV's business strategy and evolve our culture, we clearly articulated our OMV Foundation, which answers the questions: Why does OMV exist? What are we doing? How are we working together?

### Our Purpose: The energy for a better life.


Energy is part of our lives: Conventional and alternative fuels enable mobility. Natural gas heats homes. Petrochemical products form the basis for plastics we use everywhere – from everyday products (e.g., cables and packaging material) to high-tech applications (e.g., medical consumables and materials for the automotive industry).

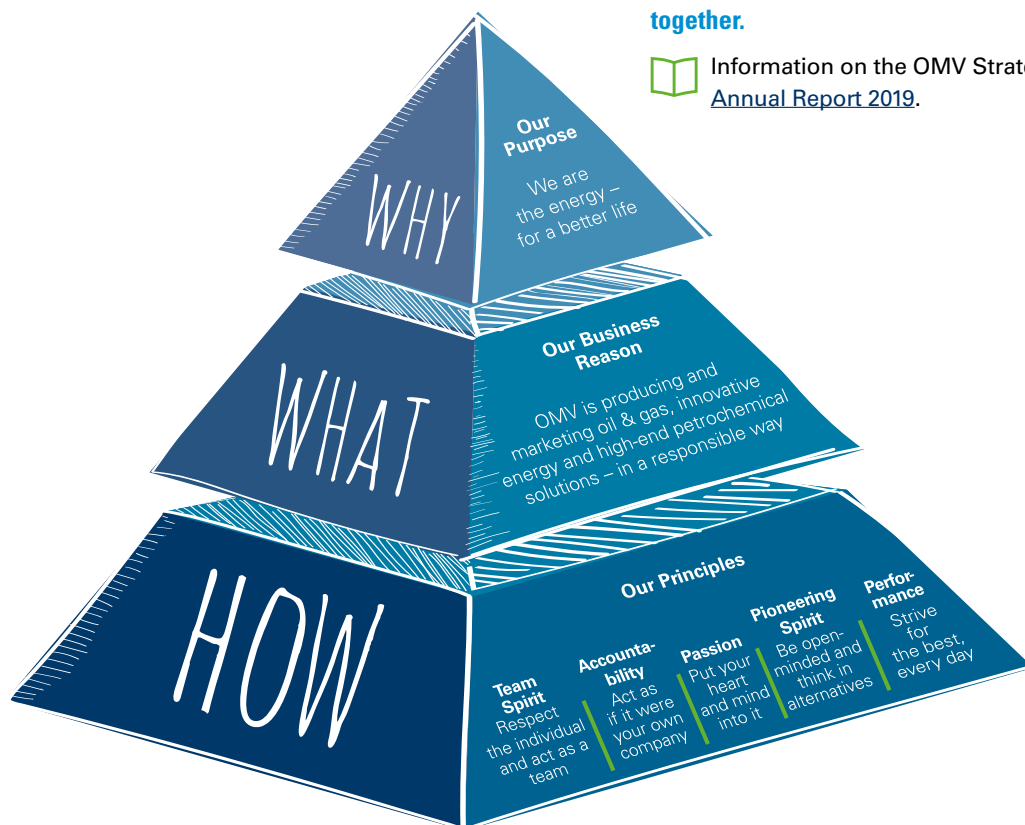
Behind all of these products is OMV energy: energy bringing more convenience and more comfort to life. Along the entire value chain, OMV contributes expertise, technological know-how, and innovations to improve the quality of people's lives. Safe. Carbon-efficient. Responsible. And Profitable. Today and tomorrow.

### Our Business Reason: OMV produces and markets oil and gas, innovative energy, and high-end petrochemical solutions – in a responsible way.

Oil and gas have been – and will continue to be – the backbone of the global energy supply. This is why OMV has been investing in modern technologies for greater plant efficiency, process sustainability, and product value. OMV's innovative capacity and technological expertise safeguard energy for a better life.

### Our Principles – Team Spirit, Accountability, Passion, Pioneering Spirit, and Performance – describe what we can expect from each other and how we want to work together.

 Information on the OMV Strategy can be found in the [Annual Report 2019](#).





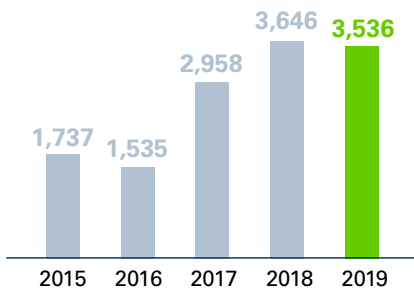
## Economic performance

In 2019, OMV recorded a clean CCS Operating Result of EUR 3.5 bn despite the challenging market environment. This remarkable result was driven by strong results in both the Upstream and Downstream Business Segments and by strict cost discipline. In 2019, the operating cash flow amounted to EUR 4.1 bn. Following the payment of the

highest dividend in OMV history, an organic free cash flow after dividends of EUR 1.3 bn was achieved, which contributed to finance major acquisitions in 2019, such as the 15% stake in the ADNOC Refining business and the 50% interest in SapuraOMV.

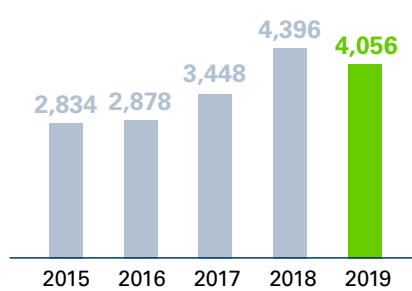
### Clean CCS operating result<sup>1</sup>

In EUR mn



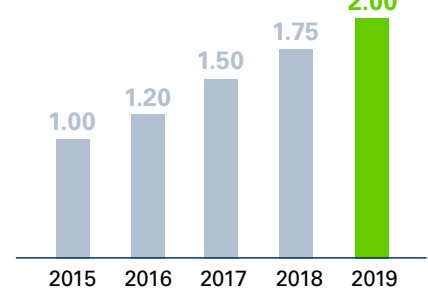
### Cash flow from operating activities

In EUR mn



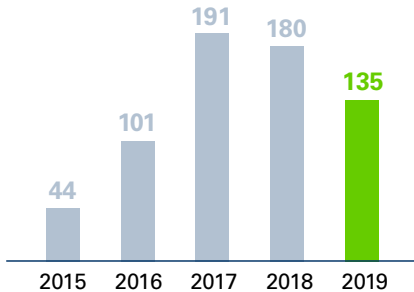
### Dividend per share<sup>2</sup>

In EUR



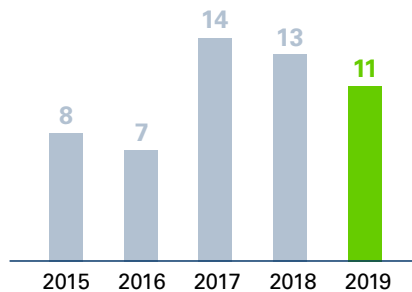
### Reserve replacement rate

In %



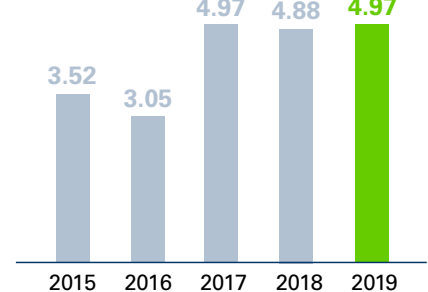
### Clean CCS ROACE<sup>1</sup>

In %



### Clean CCS earnings per share<sup>1</sup>

In EUR



More information about OMV's economic performance can be found in the [Annual Report 2019](#).

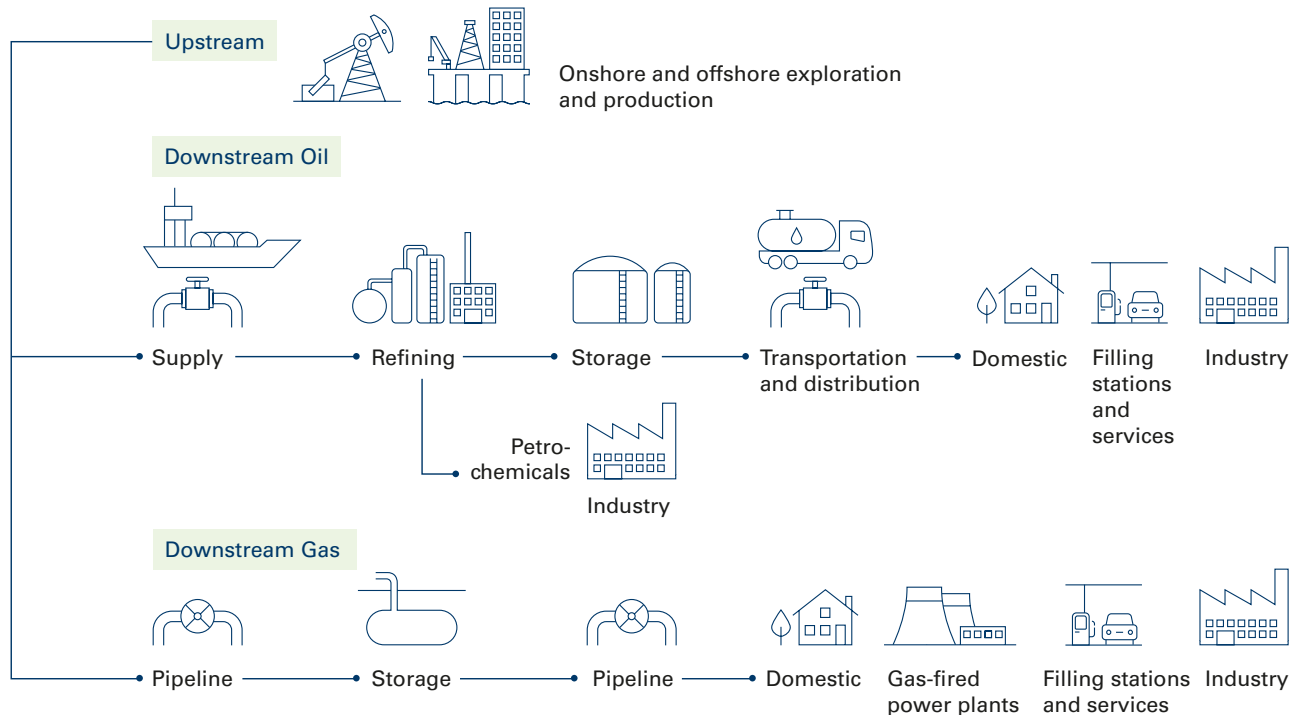
<sup>1</sup> Adjusted for special items; clean CCS figures exclude fuels' inventory holding gains/losses (CCS effects) resulting from the fuels of refineries.

<sup>2</sup> Dividend per share 2019: as proposed by the Executive Board and confirmed by the Supervisory Board, subject to confirmation by the Annual General Meeting 2020

## Our value chain

In the Upstream Business Segment, OMV focuses on the exploration, development, and production of oil and gas in its five core regions of Central and Eastern Europe, the Middle East and Africa, the North Sea, Russia, and Asia-Pacific. At the end of 2019, OMV had proven reserves (1P) of 1.33 bn boe and proven and probable reserves (2P) of

2.38 bn boe. The Reserve Replacement Rate (RRR) was 135% in 2019. Daily production was 487 kboe/d in 2019 (2018: 427 kboe/d), which equals a total production of 178 mn boe. While gas production accounted for 57% of production, oil amounted to 43%.



The Downstream Business Segment consists of the Downstream Oil and the Downstream Gas businesses. Downstream Oil operates three refineries in Europe: Schwechat (Austria) and Burghausen (Germany), both of which feature integrated petrochemical production, and the Petrobrazi refinery (Romania). In addition, OMV holds a 15% share in ADNOC Refining, which operates the world-class Ruwais refinery in the United Arab Emirates, among other assets. Globally OMV's total annual processing capacity amounts to 24.9 mn t. The total refined product sales were 20.94 mn t in 2019 (2018: 20.26 mn t). The retail network consists of around 2,100 filling stations in ten countries with a strong multi-brand market portfolio. Furthermore, OMV holds a 36% interest in Borealis, one of the world's largest plastics producers. Borealis is fully committed to a circular economy for plastics and plastics recycling.

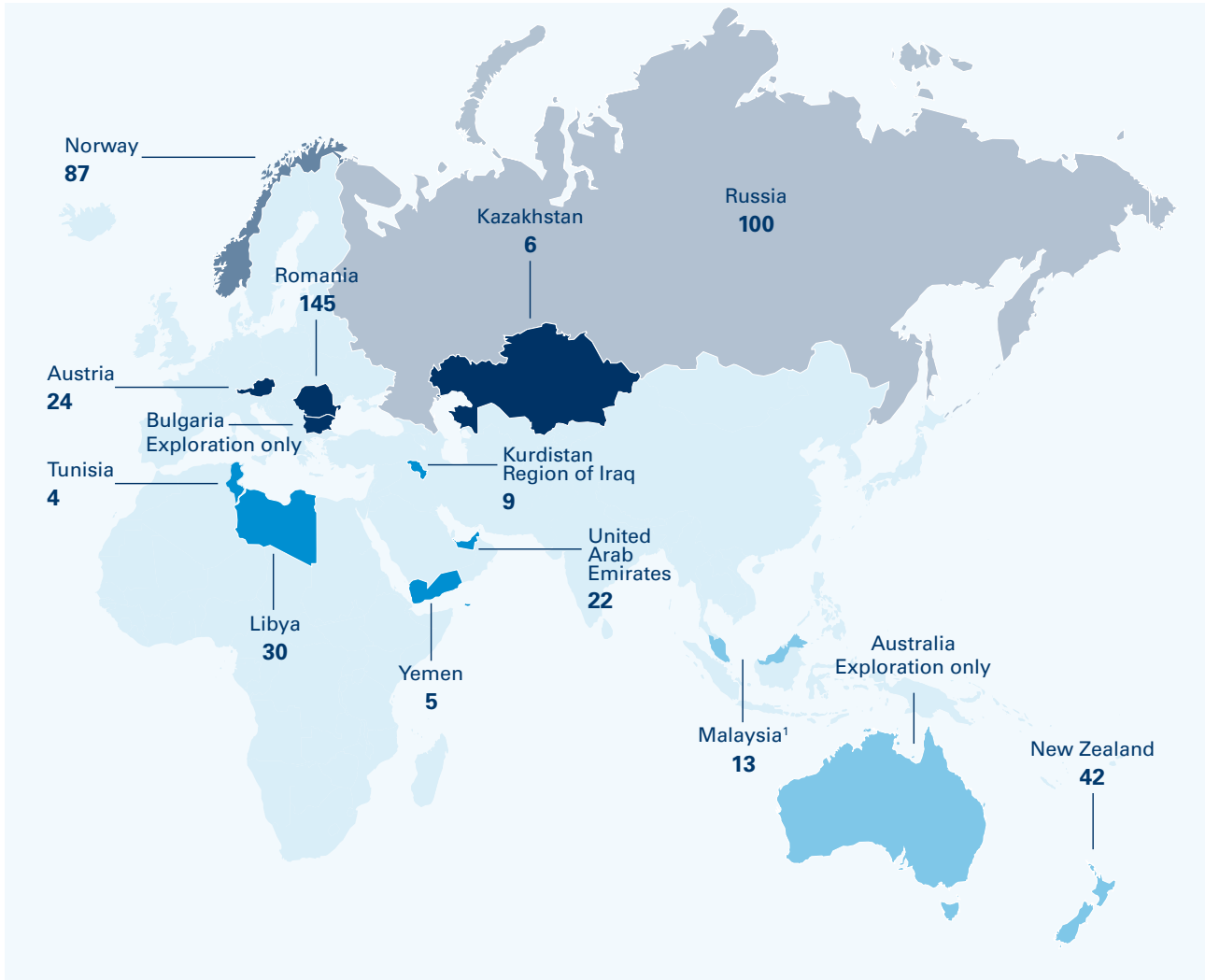
Downstream together with Upstream finished an Oil Business Continuity Plan for Austria, which ensures the supply to customers on the Austrian market in case of refinery downtime.

In Downstream Gas, the natural gas sales volume was 136.7 TWh in 2019 (2018: 113.8 TWh). OMV owns gas storage facilities with a capacity of 30 TWh and a 51% share in Gas Connect Austria, which operates a 900 km natural gas pipeline network. The Central European Gas Hub (CEGH), in which OMV holds a 65% share is a well-established gas-trading platform. The node in Baumgarten (Austria) is Central Europe's largest entry and distribution point for Russian gas. In addition, OMV operates a gas-fired power plant in Romania.



## Upstream business segment

### Annual production per country 2019 (In kboe/d)



#### Central and Eastern Europe

Austria  
Bulgaria  
Kazakhstan  
Romania

#### Middle East and Africa

Kurdistan Region of Iraq  
Libya  
Tunisia  
United Arab Emirates  
Yemen

#### North Sea

Norway

#### Russia

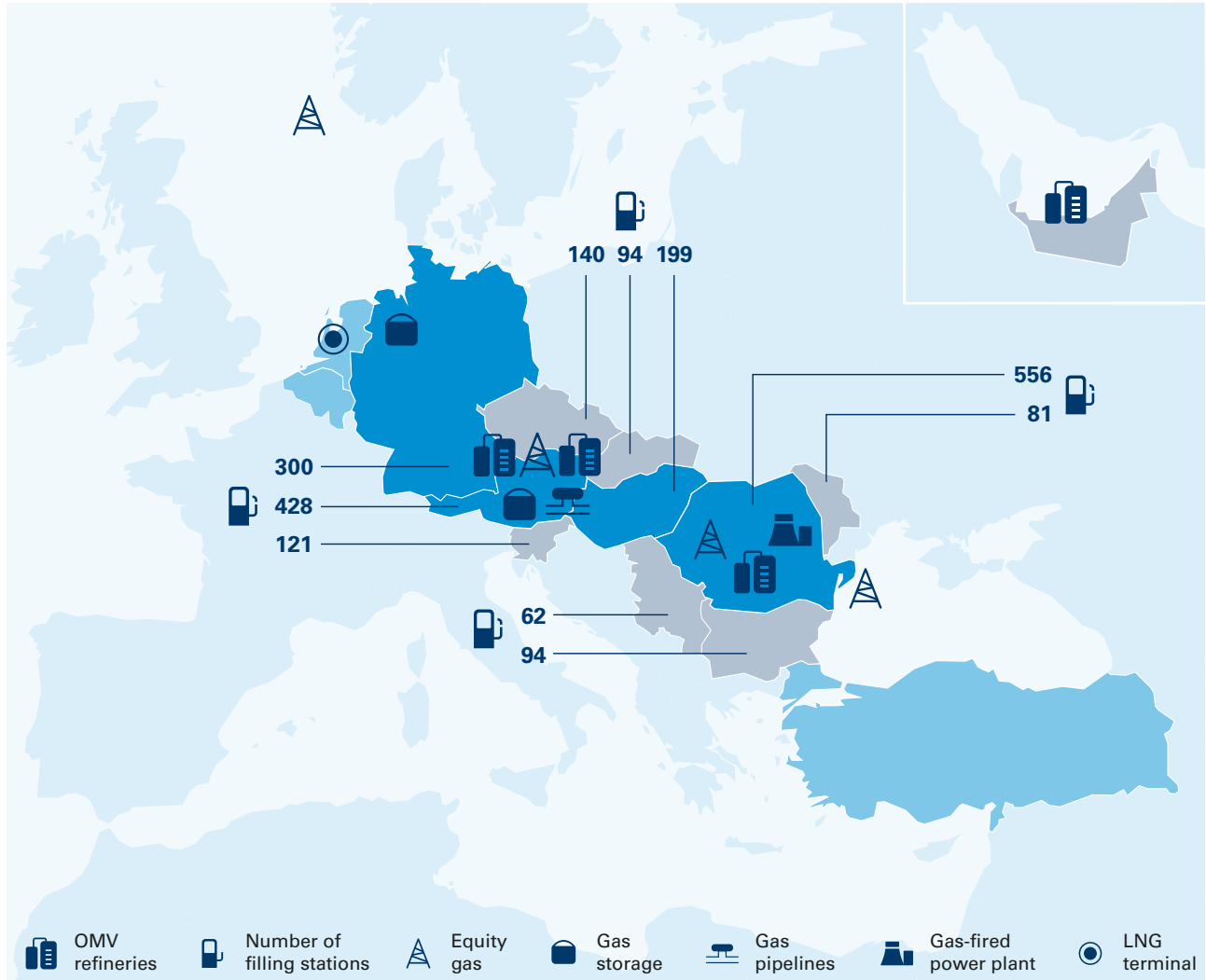
#### Asia-Pacific

Australia  
Malaysia<sup>1</sup>  
New Zealand

<sup>1</sup> On January 31, 2019, OMV acquired a 50% interest in SapuraOMV Upstream Sdn. Bhd. In addition to the Malaysian footprint, SapuraOMV Upstream has exploration assets in New Zealand, Australia, and Mexico.

## Downstream business segment

### Downstream presence in 2019



#### Downstream Oil & Gas market

- Austria
- Germany
- Hungary
- Romania

#### Downstream Oil market

- Bulgaria
- Czech Republic
- Moldova
- Serbia
- Slovakia
- Slovenia
- United Arab Emirates

#### Downstream Gas market

- Belgium
- Netherlands
- Turkey